

The method of garbage disposal

step1. Put out the garbage to the garbage collection area

Target

Burnable garbage–Non burnable garbage, recyclable
Oversized garbage (Non Burnable Oversized garbage)

Be sure to follow the Three Methods

Put out the garbage to 8:30 in the morning of the determined day



Putting out the garbage the day before will cause it to be taken away by animals and make a mess.

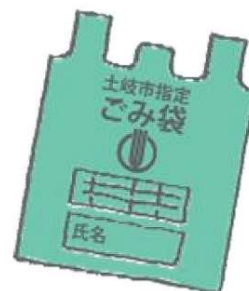
Please separate burnable garbage, non-burnable garbage and recyclables.



Unseparated garbage cannot be collected

Put garbage in the designated garbage bag

For burnable garbage and non-burnable garbage



Garbage that isn't in the designated bag cannot be collected.

※Please check the collection calendar for collection dates.

Warning!

These garbage can't be dispose at the collection site. Everyone is in trouble.

- Agricultural chemical, auto parts, cars and motorcycles tire, fire extinguisher. etc.

※Consult your dealer or shop where item was purchased.

- Garbage in large quantities when moving.etc.

※Consult directly the city licensed companies. (Refer to next page (part3))

(Fee may differ)

- Oversized garbage •Recyclables
- Home Appliances Recyclable Items (Illegal dumping is punished by law)

- Garbage collection area are dedicated collection points for household garbage.

Garbage generated by group cleaning or business(sales) activities cannot be put out at the garbage collection area



There are three ways how to put out household garbage. Please observe the rules and take out garbage correctly.



step2 . Bring the garbage to the Toki city kankyo center

Target

Burnable garbage–Non burnable garbage, recyclable
Oversized garbage (Non Burnable Oversized garbage)

Open hours Monday to Friday 8:30 to 16:15 (except from 12:00 to 13:00)

1

Go to a
metering station



Weigh the car loaded with garbage

2

Throw away at the
determined location



The Staff will guide you

3

After throwing away
garbage, return to
the weigh station.



Please pay the fee, 200 yen
for every 50kg.

important If you bring the trash, please don't use designated garbage bag to prevent the double payment of fees.

Please separate the garbage you bring in by type and item in advance.
Please follow staff instructions and dispose of trash safely in the facility.

Step 3. Please ask the company authorized by Toki city.

You can also ask the following company for collecting and transporting garbage

Companies authorized by Toki city

Aiko Shoten Co.,Ltd.	Tokitsuchotokiguchi 1951-28	☎ 0572-55-5072
Eto Sangyo	Izumichokujiri 47-13	☎ 0572-44-8150
Daisen	Tokitsuchotokiguchi 1983	☎ 0572-55-7181
Hashimoto Co.,Ltd.	Kani Shimoedo 233-1	☎ 0574-63-1111

Burnable garbage


Collected twice a week

Garbage collection area

Designation garbage bag

Kitchen garbage

food scraps, egg shells, shells, etc.



Waste paper that cannot be recycled

Carbon paper, shredded paper, etc.

※ waste paper that can be recycled, should be taken out as "recyclable".



Wood products , plastic products, wood chips and others



How to dispose



Please put them out in the designated garbage bags. For larger items, please make them small enough to fit in the bag

Take apart and separate composites with incombustible materials such as metals before putting them out.



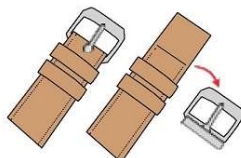
Drain water before putting out food scraps.




Wooden furniture should be crushed and placed in designated garbage bags. For items that cannot be crushed, please bring them to the Toki city kankyo center.



"Fireworks and matches" should be wetted with water before putting them in the garbage bag



Remove metal fittings from "belts and bags"



Pruned wood chips, etc. should be reduced the length to under 1 m before putting them in the garbage bag.



Empty and wash "containers for detergent, etc"

You can bring large amount of garbage or large garbage such as furniture that cannot be taken apart directly to the Toki city kankyo center

Non Burnable garbage

Collected twice a month

Garbage collection area

Designation garbage bag

Scrap metal

Kettle, frying pan, iron pot, umbrella hanger, dirty cans, etc.



Please remove the cloth from the umbrella and put it out as burnable garbage. ※.

Glass waste ceramic waste

Glass, cups, tableware

Vase, mirror, crockery, earthenware, etc.




Small appliances

Microwave, oven toaster, game machine, warm pot, electronic kettle, small fan, digital camera, boom box, compact stereo components, printers, etc.



Otherwise

Light bulbs, fluorescent lamps, lighters, disposable Cairo, helmets, ~~※batteries~~, spray cans, Cassette cylinder, razor, knife, juice or beer lids, etc



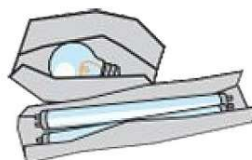
※After April 2023, batteries must be brought to the branch office.
For more information, see Term Search.

How to dispose



Please put them out in the designated garbage bag. Garbage that cannot be in the garbage bag is oversized garbage.

※Take apart and separate composites with combustible materials such as woods, plastic and clothes.



Please wrap "glass products, light bulbs, fluorescent lamps" in newspaper in order not to break and scatter.



Broken glass and knives should be wrapped in cardboard and labeled "DANGER".



Please empty spray cans and cassette cylinder.
※You don't need to make a hole in them.

Oversized garbage

(Non Burnable Oversized garbage)

Collection on
designated date (by
application only)

Garbage collection
area

Oversized garbage
sticker

Metal furniture—utensils,
home appliances that
cannot be put in the
designated garbage bag

Folding chair, steel shelf audio
equipment, etc.



Otherwise

Bicycle, unicycle, golf set ski set,
snowboard set strollers, suitcases, etc.



For oversize garbage take out the clothing ,food ,fuel etc. It must be empty before disposing. Kerosene stove may catch fire and explode so make sure to empty it before disposing. Kerosene cannot be collected by the city so please ask the specialist about the right disposal.

Garbage that will fit in the designated plastic bag can be put out as non-burnable garbage

How to dispose

Large garbage made of burnable materials (wood ,plastic ,cloth ,etc.) should be taken apart and disposed of as "burnable trash" or brought directly to the **Toki Kankyo Center**.

step1 Make a reservation for oversized trash

Please make a reservation to the **Toki Kankyo Center** over the phone

TEL0572-55-3325

Acceptance period: from 1st to 14th of every month

You can apply for up to 3 items at a time.

Business hours, Monday to Friday

8:30 a.m. to 5:15 p.m.

Closed Saturdays, Sundays, New Year's holidays

* Please make a note of the designated day that we tell you when you make a reservation.

* Please make a reservation well in advance because calls to City Garbage Center are concentrated on the day after Sundays and National holidays.



step2 Purchasing oversized garbage stickers

Please purchase one sticker per oversized garbage at a convenience store or supermarket in Toki city.

Oversized garbage stickers "500 yen"



step3 Putting out on the designated day

Fill in the required information on the bulky waste sticker, affix it to the bulky waste, and dispose of it at the designated garbage station by 8:30 a.m. on the collection day. Bulky waste without an application or bulky waste sticker will not be collected. Please do not put out bulky waste before the collection date. Depending on the type of garbage, you may be asked to bring it directly to the City Garbage Center.



Recyclables

Collect once a month

Garbage collection area

Plastic bottles

Plastic bottles for Softdrinks, Alcoholic beverages, seasoning with PET mark



Lids of alcoholic beverages and condiments, other plastic bottles, filthy containers, oil and detergent containers, etc. should be disposed of as "burnable trash."



PET

Confirm this mark!



Can

Cans for juice, beer or canned foods



Beer bottles, 1.8liter bottles, juice bottles drink bottles, liquor bottles, condiment bottles, etc.



Please return "beer bottles", "1.8 liter bottles" and "juice bottles" to the shop as much as possible.

Please sort "drink bottles", "liquor bottles" and "condiment bottles" into "colorless and transparent", "brown", and "other colors" by color.

※Cups, glass, light bulbs, mirrors, cosmetic bottles, and metal lids should be put out as "non-burnable trash."

※Broken items should be wrapped up and sorted by color so that they are not dangerous.

Oil cans such as engine oil, spray cans, dirty cans and rusty cans should be put out as "non-burnable trash".

If the can lid is attached to the can, it can be disposed of as recyclables.

The lid removed from the can is dangerous, so please dispose of it as non-burnable garbage.

How to dispose

※ There is no charge for recyclable disposal, so you don't need to purchase designated garbage bags.




Wash and empty pet bottles, remove the lids, and put them in the collection box at the garbage station.

No need to crush or remove labels from pet bottles.

Caps of clean pet bottles (made of polypropylene) are collected at city halls and branch offices.



Please wash and empty the cans and put them in the empty can collection container at the garbage station. No need to separate steel cans and aluminum cans.



Wash and empty the bottles, separate them by type, and place them in the collection containers at the garbage station.

Paper

Newspaper, leaflet, magazines, books, cardboard, milk cartons, and paper that can be recycled



Please bind by type ※.

Fabrics

Clean clothes and sheets
Cotton left over from sewing, denim fabric and soon



How to dispose ※ There is no charge for recyclable disposal, so you don't need to use the designated garbage bags.



Separate papers by type, tie them with string, and dispose of them at the garbage station. Remove metal fittings, staples, and vinyl attached to the paper.



Put miscellaneous paper such as "paper bags, wrapping paper, confectionery boxes, pamphlets, notebooks and cores of toilet paper" in a paper bag and tie the bag together.



Wash the inside of the milk carton and cut it open then dry. Paper cartons lined with aluminum are "burnable garbage"



Dispose of non-recyclable paper such as "specialty paper, pressure-bonded paper, vinyl-coated paper, thermal paper, carbon paper, photo, oiled paper and dirty paper" as burnable garbage.



Please do not put newspapers and magazines out in cardboard boxes.



Please wash the textiles, fold them, and put them in a plastic bag to prevent them from getting wet in the rain. Do not remove buttons or zippers



"Futons, carpets, curtains, socks, underwear, stockings, ties, cushions, stuffed animals, and dirty cloths" should be disposed of as "burnable garbage".

Recyclable home appliances

※Price varies depending on manufacturer. For information, contact the home appliance recycling center. T E L : 0120-319640

TVs, refrigerators, freezers, washing machines, dryer, air conditioners are recycled by manufactures under the home appliances recycling law.

①Home appliance retail store

- ①Items purchased at retail store.
- ② Used items replaced with new ones in a retail stores.

②City licensed collector

Items will be collected upon request by the licensed collector.

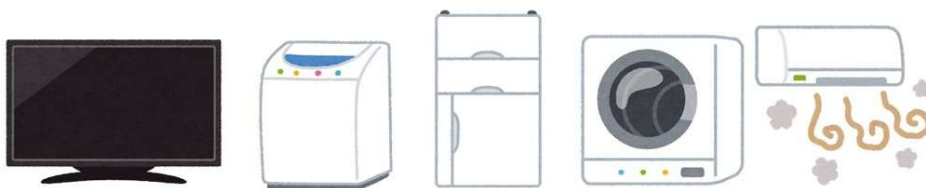
※For fees, inquire directly to them.

③Take it directly to the appointed retrieval facility

Please fill out the “Appliance Recycle Ticket” at post office and pay for the recycle fee.

After payment, it will be issued a “fee transfer certificate”. Transport the home appliance to one of the collection companies below and submit the certificate.

○Seino Unyu Co., Ltd. Gifu Tono Branch 304-912
Nishiyama, Oroshi-cho, Toki-city TEL.0572-57-9015



Disposal methods for household PC

The manufacturer collects "Desktop PC", "notebook PC", "CRT display", "liquid crystal display". Please contact the manufacturer.



Other way of disposing PCs

We collect unnecessary PCs with a parcel delivery service.

You can use a parcel delivery service to dispose of your PC for free. After applying via the Internet, the delivery service will come to you and pick up at the designated date and time (fastest will be the next day, all year round). For details on how to apply, go to Lynette Japan Recycle Inc. a nationally certified company.

CRT monitors require additional processing costs due to harmful substances.


Click here for application and details

リネットジャパン 検索

<https://www.renet.jp/>

Phone : 0570-085-800 (Reception hours 10:00 to 17:00)

Garbage that can't be disposed at Toki Kankyo Center (difficult to process)



Explosives, cylinders, fire extinguishers, oils, batteries, chemicals, pesticides, organic solvents, and other hazardous materials

※Containers containing paint or oil should be soaked in a cloth and disposed of as "burnable trash" while cans should be disposed of as "non-burnable trash"



Beds, mattresses with springs, sofas, hot water heaters, batteries, motorcycles, large motors, engine car tires, other parts, farm equipment, etc.

※Beds and sofas can be brought to the Environmental Center if fabrics and springs, etc. are separated.

Ask your place of purchase, dealer, or city collection and hauling permit holder to pick up.